



**THE
ITALIAN
TOUCH.**

THE
PERFECT
COMPLEMENT

TO AN
INDIAN
KITCHEN.



HOODS

> HI-LIFE	02 - 03
> I-SMART	04 - 05
> EDS	06
> VERTICAL	06
> BLDC, AUTO CLEAN	07
FILTERLESS	07-09
> AUTO SENSE	10
> ETB/BAFFLE FILTERS	11

HOBS

> DFS SERIES	12 - 14
> PRO MAX SERIES	15
> PRO SERIES	16 - 17
> LOTUS IND HD SERIES	18
> SQUARE GRID SERIES	19 - 20
> INOX SERIES	21

BUILT-IN APPLIANCES

> BUILT-IN OVENS	22 - 23
> BUILT-IN MICROWAVE OVENS	23 - 24
> BUILT-IN COMBINATION OVENS	24
> WARMER DRAWER	24
> WINE COOLERS	25
> BARBEQUE/FRYER	25
> BUILT-IN INDUCTIONS	25
> COOKING RANGES	26
> DISHWASHERS	26

COOKTOPS

> TOP KNOB CROWN	27
> SLIMLINE SPF	27
> PATIO SPF	28
> DT	28
> VETRO	29
> INOX/SS	29



HI-LIFE KITCHENHOODS



HI-LIFE (DOWN DRAFT)

NIKOLATESLA



Size: 83 x 51 x 21 cm
Max airflow: 625 m³/h
Filter: Grease
Controls: 9s + 8 Touch
Finish: Black Glass

Functions: 9 Power Level,
Safety Shut Down,
Child Lock, Timer,
Power Booster,
Residual Heat Indicator

DRAFT 90 SS



Size: 90 cm
Max airflow: 1100 m³/h
Filter: 1 Aluminium Filter
Controls: Touch
Finish: Stainless Steel + Glass
Lighting: LED 2 x 1 W

HI-LIFE (WALL MOUNTED)

FEEL



Size: 80 cm
Max airflow: 801 m³/h
Filter: Grease
Controls: E-motion
Finish: Glass Colours
Lighting: Strip LED 7 W 4000k

SWEET



Size: 85 cm
Filter: Grease
Max airflow: 800 m³/h
Controls: 3s + B Touch
Finish: Copper, Peltrox, Cast Iron
Lighting: Strip LED 7 W 4000K

SPACE



Size: Ø 78 cm
Max Air Flow: 750 m³/h
Filter: Grease EDS3
Controls: 3s + Digital
Finish: Black/White Glass
Lighting: Halo 2 x 20 W

HI-LIFE (CEILING MOUNTING)

EMPTY SKY



Size: 120 x 70 cm
 Max airflow: 559-823 m³/h
 Filter: Grease
 Controls: 3s + B remote
 Finish: White Cristalplant
 Lighting: Strip LED

GLACIER 110 WH



Size: 110 cm
 Max airflow: 1100 m³/h
 Filter: Cassette
 Controls: Electronic (Remote)
 Finish: SS + White/Black Glass
 Lighting: LED 2 W x 4 = 8 W

HI-LIFE (HANGING)

INTERESTELLAR



Size: Ø 65 cm
 Max airflow: 400 m³/h
 Filter: Grease
 Controls: 3s + B remote
 Finish: Glass
 Lighting:
 Strip LED 9 W + LED 2x20W 3500K

SHINING



Size: Ø 50 cm
 Max airflow: 400 m³/h
 Filter: Grease
 Controls: 3s + B remote
 Finish: Peltrox, Metal, Rust, Copper, Cast Iron
 Lighting: LED 9 W 3500K

HI-LIFE (ISLAND)

CIRCLE ISLAND 350 NERO



Size: Ø 35 cm
 Max airflow: 1000 m³/h
 Filter: Cassette
 Controls: Soft Touch Electronic
 Finish: Black
 Lighting: LED 2 x 1 W
 Also available in Stainless Steel Finish
 Also available in Wall Mounted variant in Black Finish

HI-LIFE (UNDER CABINET)

METEORITE UC35 EDS PLUS



Size: 60/90 cm
 Max Air Flow: T-1220 m³/h
 Filter: 3D Filter, Controls: Touch
 Finish: Black+ Black with Gray
 Lighting: LED Strip
 Technology : EDS

HOOD-UC 75 WH



Size: 75 cm
 Max airflow: 1100 m³/h
 Filter: Cassette
 Controls: Touch Control with LED Display
 Finish: White
 Lighting: LED Panel 22 W
 Also available in Black Finish

i-S.M.A.R.T.
... INVERTER ...
KITCHEN HOODS
WITH BRUSHLESS DC MOTOR



Introducing Future Ready Chimneys
 - The Elica **i-SMART** Range
 with **Inverter + Silent Motor Auto RPM** Technology
 which delivers **5 Star Performance**
 for everything you need today and tomorrow.

POWER SAVINGS

UPTO
60%



POWERFUL SUCTION

EVEN WITH
9 METRE
DUCTING



INTELLI SPEED

AUTO ADJUSTS
UPTO 2500 R.P.M.
FOR CONSISTENT
SUCTION



SUPER QUIET

DEEP
SILENCE 2.0
TECHNOLOGY



FLEXI VOLTAGE OPERATION

40V TO 280V
INCLUDING
HOME INVERTER



MOTION
SENSOR



WITH RPM
DISPLAY



LIFETIME
WARRANTY



MADE IN
INDIA



AUTO
SENSE

(OPTIONAL)

i-SMART SUPER QUIET DEEP SILENCE 2.0

I SMART SPOT H4 EDS LTW NERO



Size: 60/90 cm
 Filter: 3D Filter
 Controls: Capacitive Touch Control
 with Motion Sensor
 Speed : 25 with RPM Display
 Motor RPM (Max) : 2500

Input Power : 10 W
 Finish: Black
 Lighting: LED Lamps
 Technology :
 Inverter with Deep Silence 2.0
 Warranty : Lifetime



i-SMART SUPER QUIET DEEP SILENCE 2.0

I SMART SPOT H6 EDS LTW NERO



Size: 60/90 cm
 Filter: 3D Filter
 Controls: Capacitive Touch Control
 with Motion Sensor
 Speed : 24 with RPM Display
 Motor RPM (Max) : 2500

Input Power : 10 W
 Finish: Black
 Lighting: LED Lamps
 Technology :
 Inverter with Deep Silence 2.0
 Warranty : Lifetime



I SMART GALAXY EDS LTW NERO



Size: 60/90 cm
 Filter: 3D Filter
 Controls: Capacitive Touch Control
 with Motion Sensor
 Speed : 25 with RPM Display
 Motor RPM (Max) : 2500

Input Power : 10 W
 Finish: Black
 Lighting: LED Lamps
 Technology :
 Inverter with Deep Silence 2.0
 Warranty : Lifetime



I SMART GLACE EDS LTW NERO



Size: 60/75/90 cm
 Filter: 3D Filter
 Controls: Capacitive Touch Control
 with Motion Sensor
 Speed : 24 with RPM Display
 Motor RPM (Max) : 2500

Input Power : 10 W
 Finish: Black
 Lighting: LED Lamps
 Technology :
 Inverter with Deep Silence 2.0
 Warranty : Lifetime



i-SMART BAFFLE & CASSETTE FILTER

I SMART KITTY LTW 60/75 NERO



Size: 60/75 cm
 Filter: Baffle & Cassette Filter
 Controls: Capacitive Touch Control
 with Motion Sensor
 Speed : 24 with RPM Display
 Motor RPM (Max) : 2500

Input Power : 10 W
 Finish: Black
 Lighting: LED Lamps
 Technology : Inverter
 Warranty : Lifetime

i-SMART BAFFLE FILTER

I SMART SPOT H6 BF LTW NERO



Size: 60/90 cm
Filter: Baffle Filter
Controls: Capacitive Touch Control with Motion Sensor
Speed : 24 with RPM Display
Motor RPM (Max) : 2500

Input Power : 10 W
Finish: Black
Lighting: LED Lamps
Technology : Inverter
Warranty : Lifetime



i-SMART BAFFLE FILTER WITH HEAT AUTO CLEAN

I SMART GLACE HAC BF LTW NERO



Size: 60/75/90 cm
Filter: Baffle Filter
Controls: Capacitive Touch Control with Motion Sensor
Speed : 24 with RPM Display
Motor RPM (Max) : 2500

Input Power : 10 W
Finish: Black
Lighting: LED Lamps
Technology : Inverter with Heat Auto Clean
Warranty : Lifetime
Easy to Clean

I SMART GALAXY BF LTW NERO



Size: 60/90 cm
Filter: Baffle Filter
Controls: Capacitive Touch Control with Motion Sensor
Speed : 25 with RPM Display
Motor RPM (Max) : 2500

Input Power : 10 W
Finish: Black
Lighting: LED Lamps
Technology : Inverter
Warranty : Lifetime



i-SMART FILTERLESS WITH HEAT AUTO CLEAN

I SMART GLACE FL HAC 90 LTW NERO



Size: 90 cm
Controls: Capacitive Touch Control with Motion Sensor
Speed : 24 with RPM Display
Motor RPM (Max) : 2500
Input Power : 10 W

Finish: Black
Lighting: LED Lamps
Technology : Inverter with Heat Auto Clean
Warranty : Lifetime
Easy to Clean
Also available in 60/75 cm

I SMART GLACE TRIM BF 60 LTW NERO



Size: 60 cm
Filter: Baffle Filter
Controls: Capacitive Touch Control with Motion Sensor
Speed : 25 with RPM Display
Motor RPM (Max) : 2500

Input Power : 10 W
Finish: Black
Lighting: LED Lamps
Technology : Inverter
Warranty : Lifetime
Also available Island in 90cm



I SMART SPOT FL HAC 90 LTW NERO



Size: 90cm
Controls: Capacitive Touch Control with Motion Sensor
Speed : 24 with RPM Display
Motor RPM (Max) : 2300
Input Power : 100 W

Finish: Black
Lighting: LED Lamps
Technology : Inverter with Heat Auto Clean
Warranty : Lifetime
Motor : Concealed
Easy to Clean
Also available in 60/75 cm

I SMART GLACE TRIM BF 903 LTW NERO



Size: 90 cm
Filter: Baffle Filter
Controls: Capacitive Touch Control with Motion Sensor
Speed : 25 with RPM Display
Motor RPM (Max) : 2500

Input Power : 10 W
Finish: Black
Lighting: LED Lamps
Technology : Inverter
Warranty : Lifetime

I SMART EFL HAC 90 LTW



Size: 90cm
Controls: Capacitive Touch Control with Motion Sensor
Speed : 24 with RPM Display
Motor RPM (Max) : 2000
Input Power : 100 W

Finish: Black
Lighting: LED Lamps
Technology : Inverter with Heat Auto Clean
Warranty : Lifetime
Easy to Clean
Also available in 60/75 cm

EDS DEEP SILENCE KITCHENHOODS



KITTY SLIM EDS HE LTW T4V LED



Size: 60 / 90 cm
Filter: 3D Filter
Max Air Flow: T-1010 m³/h
Warranty : Lifetime

Controls: Touch T4V
Finish: Black Glass
Lighting: LED 2 X 2 W

METEORITE EDS PLUS HE LTW 120 TOUCH LED S



Size: 120 cm
Filter: 3D Filter
Max Air Flow: T-1220 m³/h
Warranty : Lifetime

Controls: Touch 4 Speed
Finish: Black
Lighting: LED Strip

METEORITE EDS HE LTW T4V LED



Size: 60/90 cm
Filter: 3D Filter
Max Air Flow: T-1010 m³/h
Warranty : Lifetime

Controls: Touch T4V
Finish: SS + Black
Lighting: LED Lamp

GALAXY EDS HE LTW T4V LED



Size: 60/90 cm
Filter: 3D Filter
Max Air Flow: T-1010 m³/h
Warranty : Lifetime

Controls: Touch T4V
Finish: SS + Black Glass
Lighting: LED

SPOT H4 EDS HE LTW NERO T4V LED



Size: 60 / 90 cm
Filter: 3D Filter
Max Air Flow: T-1010 m³/h
Warranty : Lifetime

Controls: Touch T4V
Finish : Black
Lighting: LED 2 X 2 W

SPOT H4 TRIM EDS HE LTW NERO T4V LED



Size: 60 / 90 cm
Filter: 3D Filter
Max Air Flow: T-1010 m³/h
Warranty : Lifetime

Controls: Touch T4V
Finish: Black
Lighting : LED 2 X 2 W

GLACE EDS HE LTW BK NERO T4V LED



Size: 60 / 75 / 90 cm
Filter: 3D Filter
Max Air Flow: T-1010 m³/h
Warranty : Lifetime

Finish : Black
Lighting: 60 cm & 75cm- LED Lamp, 90cm - LED Strip
Controls: Touch T4V

Select models available in EDS PLUS with 1220 m³/h Max Air Flow, Select models also available in Stainless Steel Finish

VERTICAL HOODS

GRACEFUL PLUS ETB



Size: 60 / 90 cm
Max airflow: 1220 m³/h
Filter: 1 Cassette, 1 Baffle
Warranty : Lifetime

Controls: Touch T4V
Finish: Black Glass
Lighting: LED 2 x 1.5 W

KITTY ETB



Size: 60 / 80 cm
Max airflow: 1220 m³/h
Filter: 1 Cassette, 1 Baffle
Warranty : Lifetime

Controls: Touch T4V
Finish: Black Glass
Lighting: LED 2 x 1.5 W

SLIM BLDC 60 NERO



Size : 60 cm
Max Air Flow: 1150 m³/h
Filter : 3 nos. Al Cassette
Control: 9 Speed Touch with BLDC Motor

Finish: Black
Lighting: LED 2 x 2 W
Easy to Clean

ALSO AVAILABLE IN ISLAND

BLDC, HEAT AUTO CLEAN & FILTERLESS KITCHENHOODS

BRUSH-LESS DC MOTOR + HEAT AUTO CLEAN + FILTERLESS KITCHENHOODS



BLDC FLCG 600 HAC LTW MS NERO



Size : 60 cm
Max Air Flow: 1425 m³/h
Heat Auto Clean Technology
Control: 9 Speed Motion with RPM Display
Warranty : Lifetime on Motor & 2 Years Comprehensive
Also available in 90 cm

Finish: Black
Lighting: LED
BLDC Motor
Oil Collector
Easy to Clean


EFL-S 611 BLDC HAC LTW VMS



Size : 60 cm
Max Air Flow: 1400 m³/h
Control: 9 Speed Motion with RPM Display
Heat Auto Clean Technology
Warranty : Lifetime on Motor & 2 Years Comprehensive
Also available in 75/90 cm

Finish: Black
Lighting: LED 2 x 1.5 W
BLDC Motor
Oil Collector
Easy to Clean

EFL-S 607 BLDC HAC LTW VMS



Size : 60 cm
Max Air Flow: 1400 m³/h
Control: 9 Speed Motion with RPM Display
Heat Auto Clean Technology
Warranty : Lifetime on Motor & 2 Years Comprehensive
Also available in 90 cm

Finish: Black
Lighting: LED 1 x 1.5 W
BLDC Motor
Oil Collector
Easy to Clean

BLDC FL 600 HAC LTW MS NERO



Size : 60 cm
Max Air Flow: 1425 m³/h
Control: 9 Speed Motion with RPM Display
Heat Auto Clean Technology
Warranty : Lifetime on Motor & 2 Years Comprehensive
Also available in 90 cm

Finish: Black
Lighting: LED
BLDC Motor
Oil Collector
Easy to Clean

BRUSH-LESS DC MOTOR + HEAT AUTO CLEAN KITCHENHOODS

WDAT HAC 60 MS BLDC NERO



Size : 60 cm
Max Air Flow: 1425 m³/h
Control: Touch with Motion Sensor, No RPM Display
Heat Auto Clean Technology
Warranty : 5 Years on Motor & 2 Years Comprehensive

Finish: Black
Filter: Baffle
Lighting: LED 1 X 1.5 W
9 Speed BLDC Motor
Oil Collector
Easy to Clean
Also available in 75/90 cm

BLDC T HOOD HAC 60 LTW MS NERO



Size : 60 cm
Max Air Flow: 1400 m³/h
Control: Touch with Motion Sensor, No RPM Display
Warranty : Lifetime on Motor & 2 Years Comprehensive
Heat Auto Clean Technology

Finish: Black
Lighting: LED 1 X 1.5 W
9 Speed BLDC Motor
Oil Collector
Easy to Clean
Also available in 90 cm

BLDC BLCG 903 HAC LTW MS NERO



Size : 90 cm
Max Air Flow: 1425 m³/h
Control: 9 Speed Motion with RPM Display
Heat Auto Clean Technology
Warranty : Lifetime on Motor & 2 Years Comprehensive

Finish: Black
Lighting: LED
9 Speed BLDC Motor
Oil Collector
Easy to Clean



FILTERLESS/HEAT AUTO CLEAN KITCHENHOODS

EFL GRACEFUL PLUS LTW



Size : 60/90 cm
 Max Air Flow: 1425 m³/h
 Control: Touch TC3V
 Finish: Black
 Warranty : Lifetime on Motor & 2 Years Comprehensive

Lighting: Long LED Lamp
 Concealed Motor
 Oil Collector
 Easy to Clean


EFL-S 607 LTW VMS



Size : 60/90 cm
 Max Air Flow: 1200 m³/h
 Control: 3 Speed Motion
 Warranty : Lifetime on Motor
Also available in 90 cm

Finish: Black
 Lighting: Long LED Lamp
 Oil Collector, Easy to Clean

EFL-S 601 HAC LTW VMS



Size : 60 cm
 Max Air Flow: 1200 m³/h
 Control: 3 Speed Motion
 Heat Auto Clean Technology
 Warranty : Lifetime on Motor & 2 Years Comprehensive
Also available in 75/90 cm
Also available in 1310 m³/h Max Air Flow

Finish: Black
 Lighting: LED 2 x 1.5 W
 Oil Collector
 Easy to Clean

EFL 207 HAC LTW VMS 60



Size : 60 cm
 Max Air Flow: 1350 m³/h
 Control: 3 Speed Motion
 Heat Auto Clean Technology
 Warranty : Lifetime on Motor & 2 Years Comprehensive
Also available in 90 cm

Finish: Black
 Lighting: LED 2 x 1.5 W
 Oil Collector
 Easy to Clean

EFL-S 108 HAC LTW VMS 60



Size : 60 cm
 Max Air Flow: 1350 m³/h
 Control: 3 Speed Motion
 Heat Auto Clean Technology
 Warranty : Lifetime on Motor & 2 Years Comprehensive
Also available in 90 cm

Finish: Black
 Lighting: LED 2 x 1.5 W
 Oil Collector
 Easy to Clean

EFL-S 601 ULTRA HAC LTW VMS



Size : 60 cm
 Max Air Flow: 1500 m³/h
 Control: 3 Speed Motion
 Heat Auto Clean Technology
 Warranty : Lifetime on Motor & 2 Years Comprehensive
Also available in 75/90 cm

Finish: Black
 Lighting: LED 2 x 1.5 W
 Oil Collector
 Easy to Clean

WD TFL HAC MS NERO



Size: 60/90 cm
 Max Air Flow: 1425 m³/h
 Control: 3 Speed Motion
 Heat Auto Clean Technology
 Warranty : 5 Years on Motor & 2 Years Comprehensive

Finish: Black
 Lighting: LED 2 x 2 W
 Oil Collector
 Easy to Clean

FLCG PLUS LTW 600/900 HAC LTW MS NERO



Size: 60/90 cm
 Max Air Flow: 1500 m³/h
 Control: 3 Speed Motion
 Heat Auto Clean Technology
 Warranty : Lifetime on Motor & 2 Years Comprehensive

Finish: Black
 Lighting: LED 2 x 2 W
 Oil Collector
 Easy to Clean

WDFL 606/906 HAC LTW MS NERO



Size: 60/90 cm
 Max Air Flow: 1200 m³/h
 Control: 3 Speed Motion
 Heat Auto Clean Technology
 Warranty : Lifetime on Motor & 2 Years Comprehensive

Finish: Black
 Concealed Motor
 Lighting: LED 2 X 1.5 W
 SS Oil Collector
 Easy to Clean

FL 600 SPT HAC MS NERO



Size: 60 cm
 Max Air Flow: 1310 m³/h
 Control: 3 Speed Touch
 Heat Auto Clean Technology
 Warranty : 5 Years on Motor & 2 Years Comprehensive
Also available in 90 cm

Finish: Black
 Lighting: LED 2 x 1.5 W
 Oil Collector
 Easy to Clean
 Concealed Motor

FL 600 SLIM HAC MS NERO



Size: 60 cm
 Max Air Flow: 1200 m³/h
 Control: 3 Speed Touch
 Heat Auto Clean Technology
 Warranty : 5 Years on Motor & 2 Years Comprehensive
Also available in 75/90 cm

Finish: Black
 Lighting: LED 2 x 1.5 W
 Oil Collector
 Easy to Clean
 Concealed Motor

HEAT AUTO CLEAN KITCHENHOODS

WDAT HAC MS NERO



Size : 60 / 90 cm
 Control: 3 Speed Motion
 Max Air Flow: 1200 m³/h
 Heat Auto Clean Technology
 Warranty : 5 Years on Motor & 2 Years Comprehensive
Also available in 75/90

Filter: Baffle

Finish: Black

Lighting: LED 1 X 1.5 W

WDBF 606/906 HAC LTW MS NERO



Size : 60/90 cm
 Filter: Baffle
 Max Air Flow: 1200 m³/h
 Control: 3 Speed Motion,
 Heat Auto Clean Technology
 Warranty : Lifetime on Motor & 2 Years Comprehensive

Finish: Black

Lighting: LED 2 X 1.5 W

Oil Collector

Easy to Clean

WD TBF HAC 60 MS NERO



Size: 60/90 cm
 Baffle Filters
 Max Air Flow : 1425 m³/h
 Control: 3 Speed Motion,
 Heat Auto Clean Technology
 Warranty : 5 Years on Motor & 2 Years Comprehensive

Finish : Black

Lighting: LED 2 X 2 W

Oil Collector

Easy to Clean

BFCG PLUS LTW 600/900 HAC MS NERO



Size: 60/90 cm
 Filter : Baffle
 Max Air Flow: 1500 m³/h
 Control: 3 Speed Motion,
 Heat Auto Clean Technology,
 Warranty : Lifetime on Motor & 2 Years Comprehensive

Finish: Black

Lighting: LED 2 X 1.5 W

Oil Collector

Easy to Clean

BF 600 SLIM HAC MS NERO



Size: 60/90 cm
 Filter : Baffle
 Max Air Flow: 1200 m³/h
 Control: 3 Speed Motion,
 Heat Auto Clean Technology,
 Warranty : Lifetime on Motor & 2 Years Comprehensive

Finish: Black


Lighting: LED 2 X 1.5 W

Oil Collector

Easy to Clean



AUTO SENSE KITCHENHOODS



**HANDS-FREE CONVENIENCE
AT ITS BEST WITH THE AUTO-SENSE
CHIMNEYS.**

Auto Sense kitchen hoods turn on automatically when the gas stove is ignited as this product works with the help of thermal sensors fitted inside the hood which sense the burner heat and switches on the kitchen hood. The speed of the kitchen hood can be adjusted with motion sensors or manually by using touch control. The kitchen hood has to be switched off manually using motion sensor or touch control.

AUTO SENSE EFL 207 HAC LTW VMS 60



Size : 60 cm
Max Air Flow: 1350 m³/h
Control: 3 Speed Motion
Heat Auto Clean Technology (Heat Sensor)
Warranty : Lifetime on Motor & 2 Years Comprehensive
Also available in 90 cm

Finish: Black
Lighting: LED 2 x 1.5 W
Oil Collector
Easy to Clean

AUTO SENSE EFL-S 108 HAC LTW VMS 60



Size : 60 cm
Max Air Flow: 1350 m³/h
Control: 3 Speed Motion
Heat Auto Clean Technology (Heat Sensor)
Warranty : Lifetime on Motor & 2 Years Comprehensive
Also available in 90 cm

Finish: Black
Lighting: LED 2 x 1.5 W
Oil Collector
Easy to Clean

AUTO SENSE FL 600 SPT HAC MS NERO



Size: 60 cm
Max Air Flow: 1310 m³/h
Control: 3 Speed Touch
Heat Auto Clean Technology (Heat Sensor)
Warranty : 5 Years on Motor & 2 Years Comprehensive
Also available in 90 cm

Finish: Black
Lighting: LED 2 x 1.5 W
Oil Collector
Easy to Clean
Concealed Motor

AUTO SENSE WDFL 606/906 HAC LTW MS NERO



Size: 60/90 cm
Max Air Flow: 1200 m³/h
Control: 3 Speed Motion
Heat Auto Clean Technology (Heat Sensor)
Warranty : Lifetime on Motor & 2 Years Comprehensive

Finish: Black
Concealed Motor
Lighting: LED 2 X 1.5 W
SS Oil Collector
Easy to Clean

AUTO SENSE PRO PLUS FL HAC LTW 60 MS NERO



Size: 60/90 cm
Max Air Flow: 1425 m³/h
Control: 3 Speed Motion
Heat Auto Clean Technology (Heat Sensor)
Warranty : Lifetime on Motor & 2 Years Comprehensive

Finish: Black
Lighting: LED 2 X 2 W
Oil Collector
Easy to Clean

ETB/BAFFLE FILTER KITCHENHOODS

ETB WITH BAFFLE FILTER KITCHENHOODS

METEORITE ETB PLUS LTW T4V LED



Size : 60/90 cm
Max Air Flow: 1220 m³/h
Finish: SS + Black Black with Gray Glass
Filter: 3 Baffle
Control: Touch T4V
Lighting: LED 2 x 2 W
Warranty : Lifetime

GLACE TRIM ETB PLUS LTW 903 T4V LED



Size : 90 cm
Max Air Flow: 1220 m³/h
Finish: SS with Transparent Glass
Filter: 3 Baffle
Control: Touch T4V
Lighting: LED 2 x 1.5 W
Warranty : Lifetime

GALAXY ETB PLUS LTW T4V LED



Size : 60 / 90 cm
Max Air Flow: 1220 m³/h
Finish: SS + Black Glass
Warranty : Lifetime
Filter: Baffle
Control: Touch T4V
Lighting: LED 2 x 1.5 W

GLACE SF ETB PLUS LTW 60 NERO



Size : 60 cm
Filter: Baffle
Max Air Flow: 1220 m³/h
Warranty : Lifetime
Control: Push Button
Finish: Black
Lighting: LED 2 x 1.5 W

GLACE TF TRIM ETB PLUS LTW 60 NERO



Size : 60 cm
Max Air Flow: 1220 m³/h
Control: Touch T4V
Warranty : Lifetime
Also available in SS
Filter: Baffle
Control: Touch T4V
Finish: Black
Lighting: LED 2 x 2 W

GLACE TF ETB PLUS LTW 60 NERO



Size : 60 cm
Max Air Flow: 1220 m³/h
Warranty : Lifetime
Also available in SS
Filter: Baffle
Control: Push Button
Finish: Black
Lighting: LED 2 x 2 W

BAFFLE FILTER KITCHENHOODS

ESCG BF 60 NERO



Size : 60 cm
Filter: Baffle
Max Air Flow: 1100 m³/h
Control: Push Button
Finish: Black
Lighting: LED 2 x 1.5 W

STRIP BF 60 NERO



Size : 60 cm
Max Air Flow: 880 m³/h
Also available in Stainless Steel Finish
Filter: Baffle
Control: Push Button
Lighting: LED
Finish: Black

STRIP CF 60 NERO



Size : 60 cm
Max Air Flow: 880 m³/h
Also available in Stainless Steel Finish
Filter: Cassette
Control: Push Button
Lighting: LED
Finish: Black

AH 260 BF



Size : 60 cm
Max Air Flow: 1100 m³/h
Finish: Stainless Steel/Black
Filter: Baffle
Control: Push Button
Lighting: LED

DH 260 BF NERO



Size : 60 cm
Max Air Flow: 1200 m³/h
Lighting: LED
Filter: Baffle
Control: Push Button
Finish: Black

FS 301



Size : 60 cm
Max Air Flow: 710 m³/h
Lighting: Incandescent
Also available in Black Finish
Filter: Baffle
Control: Push Button
Finish: Stainless Steel

CBF 602



Size : 60 cm
Max Air Flow: 670 m³/h
Lighting: LED 1 x 2 W
Also available in Black Finish
Filter: Baffle
Control: Push Button
Finish: Stainless Steel

TNT 602 TOUCH BK



Size : 60 cm
Max Air Flow: 670 m³/h
Lighting: LED 2 x 1.5 W
Filter: Baffle
Control: Touch
Finish: Black

 ALSO AVAILABLE IN ISLAND

DFS (DIRECT FLAME) PROTECT FB SERIES



DFS SERIES

DFS FB MFC 3B 70 DX



Built In Hob - 3 Burner 70 cm
Auto Electric Ignition
Round Metallic Designer Knobs
Full Brass Heavy Duty Direct Multi-flame burners
Fully Sealed Burner Cups with Vertical Injector
Cast Iron Pan Support with Heat Guard
Burners Powers - 4.3 kW x 2, 2.9 kW x 1
Product Size cm (WXDXH) 70 x 52.5 x 12.3
Cutting Size cm (WXDXH) 64.5 x 47.5 x 5.5

Also available with Flame Failure Safety Device (FFD)


DFS FB MFC 4B 70



Built In Hob - 4 Burner 70 cm
Auto Electric Ignition
Round Metallic Designer Knobs
Full Brass Heavy Duty Direct Multi-flame burners
Fully Sealed Burner Cups with Vertical Injector
Cast Iron Pan Support with Heat Guard
Burners Powers -
4.3 kW x 1, 3.5 kW x 1, 2.9 kW x 1, 1.7 kW x 1
Product Size cm (WXDXH) 70 x 52.5 x 12.3
Cutting Size cm (WXDXH) 64.5 x 47.5 x 5.5

Also available with Flame Failure Safety Device (FFD)
Above hob also available with 2 MFC DF Burner (DX)
Burners Powers - 4.3 kW x 2, 2.9 kW x 2

DFS FB MFC 3B 90 DX



Built In Hob - 3 Burner 90 cm
Auto Electric Ignition
Round Metallic Designer Knobs
Full Brass Heavy Duty Direct Multi-flame burners
Fully Sealed Burner Cups with Vertical Injector
Cast Iron Pan Support with Heat Guard
Burners Powers - 4.3 kW x 2, 2.9 kW x 1
Product Size cm (WXDXH) 90 x 42.5 x 12.3
Cutting Size cm (WXDXH) 86 x 38.5 x 5.5

Also available with Flame Failure Safety Device (FFD)

DFS (DIRECT FLAME) PROTECT FB SERIES

DFS SERIES

DFS FB MFC 4B 91



Built In Hob - 4 Burner 90 cm
Auto Electric Ignition
Round Metallic Designer Knobs
Full Brass Heavy Duty Direct Multi-flame burners
Fully Sealed Burner Cups with Vertical Injector
Cast Iron Pan Support with Heat Guard
Burners Powers -
4.3 kW x 1, 3.5 kW x 1, 2.9 kW x 1, 1.7 kW x 1
Product Size cm (WxDxH) 90 x 52.5 x 12.3
Cutting Size cm (WxDxH) 79.5 x 48.5 x 5.5

Also available with Flame Failure Safety Device (FFD)
Above hob also available with 2 MFC DF Burner (DX)
Burners Powers - 4.3 kW x 2, 2.9 kW x 2


DFS SERIES FLEXI

FLEXI DFS FB 3B 75 DX



Flexi Hob-Top - 3 Burner 75 cm
Auto Ignition (Battery Operated)
Round Metallic Designer Knobs
Full Brass Heavy Duty Direct Multi-flame burners
Fully Sealed Burner Cups with Vertical Injector
Cast Iron Pan Support with Heat Guard
Burners Powers - 3.5 kW x 1, 2.9 kW x 1, 1.7 kW x 1
Product Size cm (WxDxH) 75 x 45 x 10.6
Cutting Size cm (WxDxH) 71.5 x 41.4 x 5

FLEXI DFS FB 4B 70/91 TX



Flexi Hob-Top - 4 Burner 70/90 cm
Auto Ignition (Battery Operated)
Round Metallic Designer Knobs
Full Brass Heavy Duty Direct Multi-flame burners
Fully Sealed Burner Cups with Vertical Injector
Cast Iron Pan Support with Heat Guard
Burners Powers - 3.5 kW x 2, 2.9 kW x 1, 1.7 kW x 1
Product Size cm (WxDxH) 70 x 52 x 10.6
Cutting Size cm (WxDxH) 66 x 48 x 5

Also available in 90 cm
Product Size cm (WxDxH) 90 x 52.5 x 12
Cutting Size cm (WxDxH) 86 x 48.5 x 5.5

DFS (DIRECT FLAME) PROTECT FB DUAL TONE SERIES

FLEXI DFS FB 375 DX DUAL TONE



Flexi Hob-Top - 3 Burner 75 cm
Auto Ignition (Battery Operated)
Round Metallic Designer Knobs
Full Brass Heavy Duty Direct Multi-flame burners,
Fully Sealed Burner Cups with Vertical Injector
Dual Tone Toughened Glass
Cast Iron Pan Support with Heat Guard
Burners Powers - 3.5 kW x 1, 2.9 kW x 1, 1.7 kW x 1
Product Size cm (WxDxH) 75 x 45 x 10.6
Cutting Size cm (WxDxH) 71.5 x 41.4 x 5

FLEXI DFS FB 470 DX DUAL TONE



Flexi Hob-Top - 4 Burner 70 cm
Auto Ignition (Battery Operated)
Round Metallic Designer Knobs
Full Brass Heavy Duty Direct Multi-flame burners,
Fully Sealed Burner Cups with Vertical Injector
Dual Tone Toughened Glass
Cast Iron Pan Support with Heat Guard
Burners Powers - 3.5 kW x 2, 1.7 kW x 2
Product Size cm (WxDxH) 70 x 52 x 10.6
Cutting Size cm (WxDxH) 66 x 48 x 5

FLEXI DFS FB 490 DX DUAL TONE



Flexi Hob-Top - 4 Burner 90 cm
Auto Ignition (Battery Operated)
Round Metallic Designer Knobs
Full Brass Heavy Duty Direct Multi-flame burners,
Fully Sealed Burner Cups with Vertical Injector
Dual Tone Toughened Glass
Cast Iron Pan Support with Heat Guard
Burners Powers - 3.5 kW x 2, 1.7 kW x 2
Product Size cm (WxDxH) 90 x 52.5 x 12
Cutting Size cm (WxDxH) 86 x 48.5 x 5.5

DFS IND FLEXI SERIES

IND FLEXI FB 375 DX DFS




Flexi Hob-Top - 3 Burner 75 cm
Auto Ignition (Battery Operated)
Black Toughened Glass
Round Metallic Knobs
Full Brass Heavy Duty Direct Multi-flame burners
Fully Sealed Burner Cups with Vertical Injector
Cast Iron Pan Support
5 Years warranty on Glass, Burner & Valves
Burners Power: 2.9 kW x 2, 1.7 kW x 1
Product dimension cm (WxDxH) 75 x 45 x 10.6
Cutting dimension cm (WxDxH) 71.5 x 41.4 x 5

IND FLEXI FB 470 DX DFS



Flexi Hob-Top - 4 Burner 70 cm
Auto Ignition (Battery Operated)
Black Toughened Glass
Round Metallic Knobs
Full Brass Heavy Duty Direct Multi-flame burners
Fully Sealed Burner Cups with Vertical Injector
Cast Iron Pan Support
5 Years warranty on Glass, Burner & Valves
Burners Power: 2.9 kW x 2, 1.7 kW x 2
Product dimension cm (WxDxH) 70 x 52 x 10.6
Cutting dimension cm (WxDxH) 66 x 48 x 5

IND FLEXI FB 491 DX DFS



Flexi Hob-Top - 4 Burner 90 cm
Auto Ignition (Battery Operated)
Black Toughened Glass
Round Metallic Knobs
Full Brass Heavy Duty Direct Multi-flame burners
Fully Sealed Burner Cups with Vertical Injector
Cast Iron Pan Support
5 Years warranty on Glass, Burner & Valves
Burners Power: 2.9 kW x 2, 1.7 kW x 2
Product dimension cm (WxDxH) 90 x 52.5 x 12
Cutting dimension cm (WxDxH) 86 x 48.5 x 5.5

DFS (DIRECT FLAME) PROTECT AB SERIES

DFS AB SERIES FLEXI HOB-TOP



FLEXI DFS AB 3B 75 DX



Flexi Hob-Top - 3 Burner 75 cm
Auto Ignition (Battery Operated)
Round Metallic Knobs
Brass Heavy Duty Direct Multi-flame burners
Fully Sealed Burner Cups with Vertical Injector
Cast Iron Pan Support with Heat Guard
Burners Powers - 3.5 kW x 1, 2.9 kW x 1, 1.7 kW x 1
Product Size cm (WXDXH) 75 x 45 x 10.6
Cutting Size cm (WXDXH) 71.5 x 41.4 x 5

FLEXI DFS AB 4B 60 DX



Flexi Hob-Top - 4 Burner 60 cm
Auto Ignition (Battery Operated)
Round Metallic Knobs
Brass Heavy Duty Direct Multi-flame burners
Fully Sealed Burner Cups with Vertical Injector
Cast Iron Pan Support with Heat Guard
Burners Powers - 3.5 kW x 1, 2.9 kW x 1, 1.7 kW x 2
Product Size: cm (WXDXH) 60 x 52.5 x 10.6
Cutting Size: cm (WXDXH) 56.4 x 49.5 x 5

FLEXI DFS AB 4B 70 TX



Flexi Hob-Top - 4 Burner 70 cm
Auto Ignition (Battery Operated)
Round Metallic Knobs
Brass Heavy Duty Direct Multi-flame burners
Fully Sealed Burner Cups with Vertical Injector
Cast Iron Pan Support with Heat Guard
Burners Powers - 3.5 kW x 2, 2.9 kW x 1, 1.7 kW x 1
Product Size cm (WXDXH) 70 x 52 x 10.6
Cutting Size cm (WXDXH) 66 x 48 x 5

FLEXI DFS AB 4B 91 TX



Flexi Hob-Top - 4 Burner 90 cm
Auto Ignition (Battery Operated)
Round Metallic Knobs
Brass Heavy Duty Direct Multi-flame burners
Fully Sealed Burner Cups with Vertical Injector
Cast Iron Pan Support with Heat Guard
Burners Powers - 3.5 kW x 2, 2.9 kW x 1, 1.7 kW x 1
Product Size cm (WXDXH) 90 x 52.5 x 12
Cutting Size cm (WXDXH) 86 x 48.5 x 5.5


DFS IND FLEXI AB SERIES

IND FLEXI AB 375 DX DFS




Flexi Hob-Top - 3 Burner 75 cm
Auto Ignition (Battery Operated)
Round Metallic Knobs
Brass Heavy Duty Direct Multi-flame burners
Fully Sealed Burner Cups with Vertical Injector
Cast Iron Pan Support
Burners Powers - 2.9 kW x 2, 1.7 kW x 1
Product dimension cm (WXDXH) 75 x 45 x 10.6
Cutting dimension cm (WXDXH) 71.5 x 41.4 x 5

IND FLEXI AB 470 DX DFS



Flexi Hob-Top - 4 Burner 70 cm
Auto Ignition (Battery Operated)
Round Metallic Knobs
Brass Heavy Duty Direct Multi-flame burners
Fully Sealed Burner Cups with Vertical Injector
Cast Iron Pan Support
Burners Powers - 2.9 kW x 2, 1.7 kW x 2
Product dimension cm (WXDXH) 70 x 52 x 10.6
Cutting dimension cm (WXDXH) 66 x 48 x 5

IND FLEXI AB 491 DX DFS



Flexi Hob-Top - 4 Burner 90 cm
Auto Ignition (Battery Operated)
Round Metallic Knobs
Brass Heavy Duty Direct Multi-flame burners
Fully Sealed Burner Cups with Vertical Injector
Cast Iron Pan Support
Burners Powers - 2.9 kW x 2, 1.7 kW x 2
Product dimension cm (WXDXH) 90 x 52.5 x 12
Cutting dimension cm (WXDXH) 86 x 48.5 x 5.5



DFS AB SERIES



DFS IND AB SERIES

PRO MAX FB SERIES

PRO MAX FB HOBBS

PRO MAX FB MFC 3B 70 DX FFD




Built In Hob - 3 Burner 70 cm
Auto Electric Ignition, Round Metallic Knobs
Full Brass Heavy Duty Multi-flame burners
Flame Failure Safety Device (FFD)
Pro Max Burner power 5 kW
Pro Max Burner diameter 14 cm
Burners Powers - 5 kW x 2 , 1.7 kW x 1
Product Size cm (WXDXH) 70 x 52.5 x 12.3
Cutting Size cm (WXDXH) 64.5 x 47.5 x 5.5

PRO MAX FB MFC 3B 75 DX FFD



Built In Hob - 3 Burner 75 cm
Auto Electric Ignition, Round Metallic Knobs
Full Brass Heavy Duty Multi-flame burners
Flame Failure Safety Device (FFD)
Pro Max Burner power 5 kW
Pro Max Burner diameter 14 cm
Burners Powers - 5 kW x 2 , 1.7 kW x 1
Product Size cm (WXDXH) 75 x 45 x 12.3
Cutting Size cm (WXDXH) 71 x 41 x 5.5

PRO MAX FB MFC 3B 90 DX FFD



Built In Hob - 3 Burner 90 cm
Auto Electric Ignition, Round Metallic Knobs
Full Brass Heavy Duty Multi-flame burners
Flame Failure Safety Device (FFD)
Pro Max Burner power 5 kW
Pro Max Burner diameter 14 cm
Burners Powers - 5 kW x 2 , 1.7 kW x 1
Product Size cm (WXDXH) 90 x 42.5 x 12.3
Cutting Size cm (WXDXH) 86 x 38.5 x 5.5

PRO MAX FB MFC 4B 91 DX FFD



Built In Hob - 4 Burner 90 cm
Auto Electric Ignition, Round Metallic Knobs
Full Brass Heavy Duty Multi-flame burners
Flame Failure Safety Device (FFD)
Pro Max Burner power 5 kW
Pro Max Burner diameter 14 cm
Burners Powers - 5 kW x 2 , 2.9 kW x 1, 1.7 kW x 1
Product Size cm (WXDXH) 90 x 52.5 x 12.3
Cutting Size cm (WXDXH) 79.5 x 48.5 x 5.5

PRO MAX FB MFC 4B 70 DX FFD



Built In Hob - 4 Burner 70 cm
Auto Electric Ignition, Round Metallic Knobs
Full Brass Heavy Duty Multi-flame burners
Flame Failure Safety Device (FFD)
Pro Max Burner power 5 kW
Pro Max Burner diameter 140 mm
Burners Powers - 5 kW x 2 , 1.7 kW x 2
Product Size cm (WXDXH) 70 x 52.5 x 12.3
Cutting Size cm (WXDXH) 64.5 x 47.5 x 5.5

PRO MAX FB MFC 4B 100/120 DX FFD



Built In Hob - 4 Burner 100/120 cm
Auto Electric Ignition, Round Metallic Knobs
Full Brass Heavy Duty Multi-flame burners
Flame Failure Safety Device (FFD)
Pro Max Burner power 5 kW
Pro Max Burner diameter 14 cm
Burners Powers - 5 kW x 2 , 1.7 kW x 2
Product Size cm (WXDXH) 100/120 x 45/40 x 12.3
Cutting Size cm (WXDXH) 95.6/111.3 x 41/36.2 x 5.5



DESIGNER METALLIC KNOB



PRO MAX BURNER



5 kW BURNER POWER
14 cm BURNER DIAMETER

Above models are also available without Flame Failure Device (FFD)

DFS PRO AB SERIES

FLEXI DFS PRO AB 3B 75 DX



Flexi Hob-Top - 3 Burner 75 cm
Auto Ignition (Battery Operated)
Round Metallic Knobs
Brass Heavy Duty Direct Multi-flame burners
Fully Sealed Burner Cups with Vertical Injector
Cast Iron Pan Support
Burners Powers - 3.5 kW x 2 , 1.7 kW x 1
Product Size cm (WXDXH) 75 x 45 x 10.6
Cutting Size cm (WXDXH) 71.5 x 41.4 x 5

FLEXI DFS PRO AB 4B 70 DX



Flexi Hob-Top - 4 Burner 70 cm
Auto Ignition (Battery Operated)
Round Metallic Knobs
Brass Heavy Duty Direct Multi-flame burners
Fully Sealed Burner Cups with Vertical Injector
Cast Iron Pan Support
Burners Powers - 3.5 kW x 2 , 2.9 kW x 1, 1.7 kW x 1
Product Size cm (WXDXH) 70 x 52 x 10.6
Cutting Size cm (WXDXH) 66 x 48 x 5

FLEXI DFS PRO AB 4B 91 DX



Flexi Hob-Top - 4 Burner 90 cm
Auto Ignition (Battery Operated)
Round Metallic Knobs
Brass Heavy Duty Direct Multi-flame burners
Fully Sealed Burner Cups with Vertical Injector
Cast Iron Pan Support
Burners Powers - 3.5 kW x 2 , 2.9 kW x 1, 1.7 kW x 1
Product Size cm (WXDXH) 90 x 52.5 x 12.3
Cutting Size cm (WXDXH) 86 x 48.5 x 5

Above models are also available with Full Brass Burners


PRO FB SERIES (MULTI-FLAME CONTROL FULL BRASS BURNERS)

PRO FB MFC 1B 30 FFD



Built In Hob - 1 Burner 30 cm
Auto Ignition (Battery Operated)
Round Mettalic Knobs
Full Brass Heavy Duty Multi-flame burner
Flame Failure Safety Device (FFD)
Ignition Plug with Brass Sleeve
Burner Powers : 4.0 kW x 1
Product Size cm (WXDXH) 30x49.8x12.3
Cutting Size cm (WXDXH) 26.5x46x5.5

PRO FB MFC 3B 70 DX FFD



Built In Hob - 3 Burner 70 cm
Auto Electric Ignition
Round Mettalic Knobs
Full Brass Heavy Duty Multi-flame burners
Flame Failure Safety Device (FFD)
Ignition Plug with Brass Sleeve
Burner Powers : 4.0 kW x 2 , 1.7 kW x 1
Product Size cm (WXDXH) 70x52.5x12.3
Cutting Size cm (WXDXH) 64.5x47.5x5.5

PRO FB MFC 4B 70 DX FFD




Built In Hob - 4 Burner 70 cm
Auto Electric Ignition
Round Mettalic Knobs
Full Brass Heavy Duty Multi-flame burners
Flame Failure Safety Device (FFD)
Ignition Plug with Brass Sleeve
Burner Powers : 4.0 kW x 2 , 1.7 kW x 2
Product Size cm (WXDXH) 70x52.5x12.3
Cutting Size cm (WXDXH) 64.5x47.5x5.5

PRO FB MFC 3B 75 DX FFD




Built In Hob - 3 Burner 75 cm
Auto Electric Ignition , Round Mettalic Knobs
Full Brass Heavy Duty Multi-flame burners
Flame Failure Safety Device (FFD)
Ignition Plug with Brass Sleeve
Burner Powers : 4.0 kW x 2 , 1.7 kW x 1
Product Size cm (WXDXH) 75 x 45 x 12.3
Cutting Size cm (WXDXH) 71 x 41 x 5.5

PRO FB MFC 4B 91 DX FFD



Built In Hob - 4 Burner 90 cm
Auto Electric Ignition, Round Mettalic Knobs
Full Brass Heavy Duty Multi-flame burners
Flame Failure Safety Device (FFD)
Ignition Plug with Brass Sleeve
Burner Powers : 4.0 kW x 2, 2.9 kW x 1, 1.7 kW x 1
Product Size cm (WXDXH) 90 x 52.5 x 12.3
Cutting Size cm (WXDXH) 79.5 x 48.5 x 5.5

PRO FB MFC 3B 90 DX FFD



Built In Hob - 3 Burner 90 cm
Auto Electric Ignition, Round Mettalic Knobs
Full Brass Heavy Duty Multi-flame burners
Flame Failure Safety Device (FFD)
Ignition Plug with Brass Sleeve
Burner Powers : 4.0 kW x 2 , 1.7 kW x 1
Product Size cm (WXDXH) 90 x 42.5 x 12.3
Cutting Size cm (WXDXH) 86 x 38.5 x 5.5

PRO FB MFC 5B 90 MT FFD



Built In Hob - 5 Burner 90 cm
Auto Electric Ignition, Round Mettalic Knobs
Full Brass Heavy Duty Multi-flame burners
Flame Failure Safety Device (FFD)
Ignition Plug with Brass Sleeve
Burner Powers : 4.0 kW x 1, 2.9 kW x 2, 1.7 kW x 2
Product Size cm (WXDXH) 90x52.5x12.3
Cutting Size cm (WXDXH) 79.5x48.5x5.5

PRO FB MFC 4B 100/120 DX FFD




Built In Hob - 4 Burner 100/120 cm
Auto Electric Ignition, Round Mettalic Knobs
Full Brass Heavy Duty Multi-flame burners
Flame Failure Safety Device (FFD)
Ignition Plug with Brass Sleeve
Burner Powers : 4.0 kW x 2, 2.9 kW x 1 & 1.7 kW x 1
Product Size cm (WXDXH) 100/120 x 45/40 x 12.3
Cutting Size cm (WXDXH) 95.6/111.3 x 41/36.2 x 5.5

Above models are also available without Flame Failure Device (FFD)




PRO AB SERIES

PRO AB MFC 3B 70 DX




Built In Hob - 3 Burner 70 cm
Auto Electric Ignition, Metallic Round Knobs
Grids : Cast Iron
Multi Flame Control Advanced Brass Burners
Burners Powers 4.0 kW x 2, 1.7 kW x 1
Product Size cm (WXDXH) 70 x 52.5 x 12.3
Cutting Size cm (WXDXH) 64.5 x 47.5 x 5.5

PRO AB MFC 4B 70 DX



Built In Hob - 4 Burner 70 cm
Auto Electric Ignition, Metallic Round Knobs
Grids : Cast Iron
Multi Flame Control Advanced Brass Burners
Burners Powers 4.0 kW x 2, 1.7 kW x 2
Product Size cm (WXDXH) 70 x 52.5 x 12.3
Cutting Size cm (WXDXH) 64.5 x 47.5 x 5.5

PRO AB MFC 4B 91 DX



Built In Hob - 4 Burner 90 cm
Auto Electric Ignition, Metallic Round Knobs
Grids : Cast Iron
Multi Flame Control Advanced Brass Burners
Burners Powers 4.0 kW x 2, 2.9 kW x 1 & 1.7 kW x 1
Product Size cm (WXDXH) 90 x 52.5 x 12.3
Cutting Size cm (WXDXH) 79.5 x 48.5 x 5.5

FLEXI PRO FB SERIES

FLEXI PRO FB 3B 75 MT DX



Flexi Hob-Top - 3 Burner 75 cm
Auto Ignition (Battery Operated)
Metallic Round Knobs,
Full Brass Heavy Duty Multi-ring Burners
Cast Iron Pan Support with Matt Enamelling
Burners Powers- 2.9 kW x 2, 1.7 kW x 1
Product Size cm (WXDXH) 75 x 45 x 10.6
Cutting Size cm (WXDXH) 71.5 x 41.4 x 5

FLEXI PRO FB 4B 70 MT DX



Flexi Hob-Top - 4 Burner 70 cm
Auto Ignition (Battery Operated)
Metallic Round Knobs,
Full Brass Heavy Duty Multi-ring Burners
Cast Iron Pan Support with Matt Enamelling
Burners Powers- 2.9 kW X 2, 1.7 kW X 2
Product Size cm (WXDXH) 70 x 52 x 10.6
Cutting Size cm (WXDXH) 66 x 48 x 5

FLEXI PRO FB 4B 91 MT DX



Flexi Hob-Top - 4 Burner 90 cm
Auto Ignition (Battery Operated)
Metallic Round Knobs,
Full Brass Heavy Duty Multi-ring Burners
Cast Iron Pan Support with Matt Enamelling
Burners Powers- 2.9 kW X 2, 1.7 kW X 2
Product Size cm (WXDXH) 90 x 52.5 x 12
Cutting Size cm (WXDXH) 86 x 48.5 x 5.5

FLEXI PRO MAX AB HOBS (MULTI-FLAME CONTROL ADVANCED BRASS BURNERS)

FLEXI PRO MAX AB MFC 3B 70 DX




Flexi Hob-Top - 3 Burner 70 cm
Auto Ignition (Battery Operated)
Round Metallic Knobs
Multi-flame Control Advanced Brass burners
Burners Powers - 4.3 kW x 2 , 1.7 kW x 1
Product Size cm (WXDXH) 70 x 52.5 x 12.3
Cutting Size cm (WXDXH) 66.5 x 48.5 x 5.5
Dimensions of built-in hob with electric auto ignition
Product dimensions: cm (WXDXH) 70 x 52.5 x 12.3
Cutting dimensions: cm (WXDXH) 64.5 x 47.5 x 5.5

FLEXI PRO MAX AB MFC 4B 70 DX



Flexi Hob-Top - 4 Burner 70 cm
Auto Ignition (Battery Operated)
Round Metallic Knobs
Multi-flame Control Advanced Brass burners
Burners Powers - 4.3 kW x 2 , 1.7 kW x 2
Product Size cm (WXDXH) 70 x 52.5 x 12.3
Cutting Size cm (WXDXH) 66.5 x 48.5 x 5.5
Dimensions of built-in hob with electric auto ignition
Product dimensions: cm (WXDXH) 70 x 52.5 x 12.3
Cutting dimensions: cm (WXDXH) 64.5 x 47.5 x 5.5

FLEXI PRO MAX AB MFC 4B 91 DX



Flexi Hob-Top - 4 Burner 90 cm
Auto Ignition (Battery Operated)
Round Metallic Knobs
Multi-flame Control Advanced Brass burners
Burners Powers - 4.3 kW x 2 , 1.7 kW x 2
Product Size cm (WXDXH) 90 x 52.5 x 12.3
Cutting Size cm (WXDXH) 86 x 48.5 x 5.5
Dimensions of built-in hob with electric auto ignition
Product dimensions: cm (WXDXH) 90 x 52.5 x 12.3
Cutting dimensions: cm (WXDXH) 79.5 x 48.5 x 5.5



LOTUS IND HD SERIES



LOTUS SERIES FLEXI HOB-TOP

FLEXI 375 LOTUS IND HD BRASS



Flexi Hob-Top - 3 Burner 75 cm
 Auto Ignition (Battery Operated)
 Round Metal Knobs
 Brass Heavy Duty Direct Multi-flame burners
 Cast Iron Pan Support with Heat Guard
 Brass Burners : 2.5 kW x 2, 1.7 kW x 1
 Product Size cm (WXDXH) 75 x 45 x 10.6
 Cutting Size cm (WXDXH) 71.5 x 41.4 x 5

FLEXI 360 LOTUS IND HD BRASS



Flexi Hob-Top - 3 Burner 60 cm
 Auto Ignition (Battery Operated)
 Round Metal Knobs
 Brass Heavy Duty Direct Multi-flame burners
 Cast Iron Pan Support with Heat Guard
 Brass Burners : 2.5 kW x 2, 1.7 kW x 1
 Product Size cm (WXDXH) 60 x 52.5 x 10.6
 Cutting Size cm (WXDXH) 56.4 x 49.5 x 5

FLEXI 460 LOTUS IND HD BRASS



Flexi Hob-Top - 4 Burner 60 cm
 Auto Ignition (Battery Operated)
 Round Metal Knobs
 Brass Heavy Duty Direct Multi-flame burners
 Cast Iron Pan Support with Heat Guard
 Brass Burners : 2.5 kW x 2, 1.7 kW x 2
 Product Size cm (WXDXH) 60 x 52.5 x 10.6
 Cutting Size cm (WXDXH) 56.4 x 49.5 x 5
 Also available in Built-in Version with AC Auto Ignition

FLEXI 470 LOTUS IND HD BRASS



Flexi Hob-Top - 4 Burner 70 cm
 Auto Ignition (Battery Operated)
 Round Metal Knobs
 Brass Heavy Duty Direct Multi-flame burners
 Cast Iron Pan Support with Heat Guard
 Brass Burners : 2.5 kW x 2, 1.7 kW x 2
 Product Size cm (WXDXH) 70 x 52 x 10.6
 Cutting Size cm (WXDXH) 66 x 48 x 5
 Also available in Built-in Version with AC Auto Ignition

FLEXI 491 LOTUS IND HD BRASS



Flexi Hob-Top - 4 Burner 90 cm
 Auto Ignition (Battery Operated)
 Round Metal Knobs
 Brass Heavy Duty Direct Multi-flame burners
 Cast Iron Pan Support with Heat Guard
 Brass Burners : 2.5 kW x 2, 1.7 kW x 2
 Product Size cm (WXDXH) 90 x 52.5 x 12
 Cutting Size cm (WXDXH) 86 x 48.5 x 5.5

SQUARE GRID SERIES

FLEXI FB HCT SERIES

FLEXI FB HCT 375 DX



Flexi Hob-Top - 3 Burner 75 cm
Auto Ignition (Battery Operated)
Full brass heavy duty multi-ring burners
Grids - Cast Iron, Round Metallic Knobs
Burners Powers : 2.9 kW x 2, 1.7 kW x 1
Product Size cm (WXDXH) 75 x 45 x 10.6
Cutting Size cm (WXDXH) 71.5 x 41.4 x 5

FLEXI FB HCT 491 DX



Flexi Hob-Top - 4 Burner 90 cm
Auto Ignition (Battery Operated)
Full brass heavy duty multi-ring burners
Grids - Cast Iron, Round Metallic Knobs
Burners Powers : 2.9 kW x 2, 1.7 kW x 2
Product Size cm (WXDXH) 90 x 52.5 x 12
Cutting Size cm (WXDXH) 86 x 48.5 x 5.5

FLEXI FB HCT 475 DX




Flexi Hob-Top - 4 Burner 75 cm
Auto Ignition (Battery Operated),
Full brass heavy duty multi-ring burners
Grids - Cast Iron, Round Metallic Knobs
Burners Powers : 2.9 kW x 2, 1.7 kW x 2
Product Size cm (WXDXH) 75 x 52.5 x 12
Cutting Size cm (WXDXH) 71 x 48.5 x 5.5

FLEXI FB HCT 470 DX



Flexi Hob-Top - 4 Burner 70 cm
Auto Ignition (Battery Operated)
Full brass heavy duty multi-ring burners
Grids - Cast Iron, Round Metallic Knobs
Burners Powers : 2.9 kW x 2, 1.7 kW x 2
Product Size cm (WXDXH) 70 x 52.5 x 10.6
Cutting Size cm (WXDXH) 66 x 48 x 5



FLEXI AB HCT SERIES

FLEXI AB HCT 360



Flexi Hob-Top - 3 Burner 60 cm
Auto Ignition (Battery Operated),
Advanced Brass Burners
Grids - Cast Iron, Round Metallic Knobs
Burners Powers- 2.9 kW x 1, 1.7 kW x 2
Product Size cm (WXDXH) 60 x 52 x 10.6
Cutting Size cm (WXDXH) 56.4 x 49.5 x 5

FLEXI AB HCT 375 DX



Flexi Hob-Top - 3 Burner 75 cm
Auto Ignition (Battery Operated),
Advanced Brass Burners
Grids - Cast Iron, Round Metallic Knobs
Burners Powers- 2.9 kW x 2, 1.7 kW x 1
Product Size cm (WXDXH) 75 x 45 x 10.6
Cutting Size cm (WXDXH) 71.5 x 41.4 x 5

FLEXI AB HCT 460



Flexi Hob-Top - 4 Burner 60 cm
Auto Ignition (Battery Operated),
Advanced Brass Burners
Grids - Cast Iron, Round Metallic Knobs
Burners Powers- 2.9 kW x 1, 1.7 kW x 3
Product Size cm (WXDXH) 60 x 52 x 10.6
Cutting Size cm (WXDXH) 56.4 x 49.5 x 5

FLEXI AB HCT 470 DX



Flexi Hob-Top - 4 Burner 70 cm
Auto Ignition (Battery Operated),
Advanced Brass Burners
Grids - Cast Iron, Round Metallic Knobs
Burners Powers- 2.9 kW x 2, 1.7 kW x 2
Product Size cm (WXDXH) 70 x 52 x 10.6
Cutting Size cm (WXDXH) 66 x 48 x 5
ALSO AVAILABLE IN 90 CM
Product Size cm (WXDXH) 90 x 52.5 x 12
Cutting Size cm (WXDXH) 86 x 48.5 x 5.5




FLEXI LOTUS SERIES

FLEXI HCT 375 DX LOTUS BK



FLEXI Hob -Top- 3 Burner 75 cm
Auto Ignition (Battery Operated),
Enameled Coated Burners
Grids - Cast Iron
Round Metal Knobs
Burners Powers : 2.5 kW x 2, 1.7 kW x 1
Product Size cm (WxDxH) 75 x 45 x 10.6
Cutting Size cm (WxDxH) 71.5 x 41.4 x 5

FLEXI HCT 470 DX LOTUS BK



FLEXI Hob -Top - 4 Burner 70 cm
Auto Ignition (Battery Operated),
Enameled Coated Burners
Grids - Cast Iron
Round Metal Knobs
Burners Powers- 2.5 kW x 2, 1.7 kW x 2
Product Size cm (WxDxH) 70 x 52 x 10.6
Cutting Size cm (WxDxH) 66 x 48 x 5

FLEXI AB HCT DUAL TONE SERIES

FLEXI AB HCT 375 DX DUAL TONE



Flexi Hob-Top - 3 Burner 75 cm
Auto Ignition (Battery Operated),
Advanced Brass Burners
Dual Tone Toughened Glass
Grids - Cast Iron, Round Metallic Knobs
Burners Powers- 2.9 kW x 2, 1.7 kW x 1
Product Size cm (W x D x H) 75 x 45 x 10.6
Cutting Size cm (W x D x H) 71.5 x 41.4 x 5

FLEXI HCT 360 DX LOTUS BK



FLEXI Hob -Top- 3 Burner 60 cm
Auto Ignition (Battery Operated),
Enameled Coated Burners
Grids - Cast Iron
Round Metal Knobs
Burners Powers : 2.5 kW x 2, 1.7 kW x 1
Product Size cm (WxDxH) 60 x 52.5 x 10.6
Cutting Size cm (WxDxH) 56.4 x 49.5 x 5

FLEXI HCT 460 DX LOTUS BK



FLEXI Hob -Top - 4 Burner 60 cm
Auto Ignition (Battery Operated),
Enameled Coated Burners
Grids - Cast Iron
Round Metal Knobs
Burners Powers- 2.5 kW x 2, 1.7 kW x 2
Product Size cm (WxDxH) 60 x 52 x 10.6
Cutting Size cm (WxDxH) 56.4 x 49.5 x 5

FLEXI AB HCT 470 DX DUAL TONE



Flexi Hob-Top - 4 Burner 70 cm
Auto Ignition (Battery Operated),
Advanced Brass Burners
Dual Tone Toughened Glass
Grids - Cast Iron, Round Metallic Knobs
Burners Powers- 2.9 kW x 2, 1.7 kW x 2
Product Size cm (W x D x H) 70 x 52 x 10.6
Cutting Size cm (W x D x H) 66 x 48 x 5

FLEXI HCT 375 DX LOTUS BRASS



FLEXI Hob -Top- 3 Burner 75 cm
Brass Burners
Grids - Cast Iron
Round Metal Knobs
Auto ignition (battery operated)
Burners Powers : 2.5 kW x 2, 1.7 kW x 1
Product Size cm (WxDxH) 75 x 45 x 10.6
Cutting Size cm (WxDxH) 71.5 x 41.4 x 5

FLEXI HCT 470 DX LOTUS BRASS



FLEXI Hob -Top - 4 Burner 70 cm
Brass Burners
Grids - Cast Iron
Round Metal knobs
Auto ignition (battery operated)
Burners Powers- 2.5 kW x 2, 1.7 kW x 2
Product Size cm (WxDxH) 70 x 52 x 10.6
Cutting Size cm (WxDxH) 66 x 48 x 5


FLEXI LOTUS DUAL TONE SERIES

FLEXI HCT 375 DX LOTUS BK DUAL TONE



FLEXI Hob -Top- 3 Burner 75 cm
Enameled Coated Burners
Grids - Cast Iron,
Round Metallc Knobs
Burners Powers : 2.5 kW x 2, 1.7 kW x 1
Product Size cm (WxDxH) 75 x 45 x 10.6
Cutting Size cm (WxDxH) 71.5 x 41.4 x 5

FLEXI HCT 470 DX LOTUS BK DUAL TONE



FLEXI Hob -Top - 4 Burner 70 cm
Enameled Coated Burners
Grids - Cast Iron
Round Metallc Knobs
Burners Powers- 2.5 kW x 2, 1.7 kW x 2
Product Size cm (WxDxH) 700 x 520 x 106
Cutting Size cm (WxDxH) 660 x 480 x 50






INOX PRO FB MFC 3B 75 DX FFD



Built In Stainless Steel Hob
3 Burner 75 cm
Auto Electric Ignition,
Round Metallic Knobs
Full Brass Heavy Duty Multi-flame burners
Flame Failure Safety Device (FFD)
Ignition Plug with Brass Sleeve
Burners Powers : 4.0 kW x 2 , 1.7 kW x 1
Product Size cm (WXDXH) 75 x 45 x 12.3
Cutting Size cm (WXDXH) 71.0 x 41.0 x 5.5

INOX PRO FB MFC 4B 70 DX FFD




Built In Stainless Steel Hob
4 Burner 70 cm
Auto Electric Ignition,
Round Metallic Knobs
Full Brass Heavy Duty Multi-flame burners
Flame Failure Safety Device (FFD)
Ignition Plug with Brass Sleeve
Burners Powers : 4.0 kW x 2 , 1.7 kW x 2
Product Size cm (WXDXH) 70 x 52.5 x 12.3
Cutting Size cm (WXDXH) 64.5 x 47.5 x 5.5

INOX PRO FB MFC 4B 91 DX FFD



Built In Stainless Steel Hob
4 Burner 90 cm
Auto Electric Ignition,
Round Metallic Knobs
Full Brass Heavy Duty Multi-flame burners
Flame Failure Safety Device (FFD)
Ignition Plug with Brass Sleeve
Burners Powers : 4.0 kW x 2 , 2.9 kW x 1 , 1.7 kW x 1
Product Size cm (WXDXH) 90 x 52.5 x 12.3
Cutting Size cm (WXDXH) 79.5 x 48.5 x 5.5

INOX PRO FB MFC 5B 90 MT FFD



Built In Stainless Steel Hob
5 Burner 90 cm
Auto Electric Ignition,
Round Metallic Knobs
Full Brass Heavy Duty Multi-flame burners
Flame Failure Safety Device (FFD)
Ignition Plug with Brass Sleeve
Burners Powers : 4.0 kW x 1 , 2.9 kW x 1 , 1.7 kW x 2
Product Size cm (WXDXH) 90 x 52.5 x 12.3
Cutting Size cm (WXDXH) 79.5 x 48.5 x 5.5

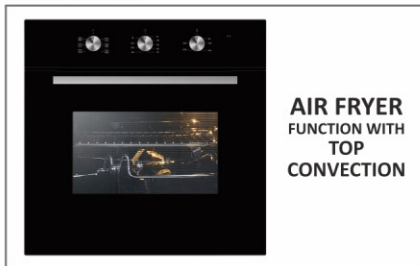
Above models are also available without
Flame Failure Device (FFD)



BUILT-IN OVENS

MECHANICAL CONTROL

EPBI AF 760 MMF



**AIR FRYER
FUNCTION WITH
TOP
CONVECTION**

60 cm Built in Electric Oven with Air Fryer function with top convection fan
Oven capacity: 58 L, Drop down door,
Three rotary controls,
Functions Knob, Timer Knob, Temperature Knob
Air Fryer Function, Defrost, Maximum power: 2100 W
Energy Efficiency class – A, 7 cooking functions
Easy to clean internal enamelled cavity, Top Cooling Fan
Default temperature & adjustable up to 250° C
Product dimensions: (w x d x h) 59.5 x 42 x 59.5 cm
Carcase dimensions: (w x d x h) 56 x 57 x 59 cm

EPBI 880 MMF



60 cm Multifunction Built in Electric Oven with Convection.
Drop down door with front black glass finish
Oven Capacity 80 L
Maximum power: 2100 W • Energy efficiency class – A
Convection fan, Easy to clean internal enameled cavity
Top cooling fan, Halogen lamp, **Hydro clean function**
Default temperature & adjustable up to 250° C
Electronic clock timer with reminder function
3 level adjustable universal pan, 3 level adjustable wire shelf
Product dimensions cm : (WxDxH) 59.5 x 57.5 x 59.5
Carcase dimensions cm : (WxDxH) 56 x 57 x 59

EPBI 680 MMF



60 cm Multifunction Built in Electric Oven
Drop down door with front black glass finish
Oven Capacity 80 L
Maximum power: 2100 watts, • Energy efficiency class – A
Easy to clean internal enameled cavity
Top cooling fan, Halogen lamp, **Hydro clean function**
Default temperature & adjustable up to 250° C
Electronic clock timer with reminder function
3 level adjustable universal pan, 3 level adjustable wire shelf
Product dimensions cm : (WxDxH) 59.5 x 57.5 x 59.5
Carcase dimensions cm : (WxDxH) 56 x 57 x 59

EPBI 861 MMF / EPBI 961 MMF



60 cm Multifunction Built in Electric Oven
with Convection. Energy Class A,
Oven Capacity 80 L, 8 cooking functions,
Mechanical Rotary Control Knobs,
Easy to clean Enamel Interior Cavity
Product Dimension cm : (WxDxH) 59.5 x 57.5 x 59.5
Carcase Dimension cm : (WxDxH) 56.0 x 57.0 x 59
Roteisserie available only on EPBI 961 MMF

EPBI 865/965 MMF



60 cm Multifunction Built in Electric Oven with Convection,
Oven Capacity 78 L, Knobs, 8 cooking functions,
Energy Class A, Mechanical Rotary Control ,
Easy to clean , Enamel Interior Cavity,
5 level adjustable universal pan & wire shelf
Product Dimension cm : (WxDxH) 59.5 x 57.5 x 59.5
Carcase Dimension cm : (WxDxH) 56 x 57 x 59
Roteisserie & 9 cooking functions available only in EPBI 965 MMF

EPBI INOX NERO 962 MMF



60 cm Multifunction Built in Electric Oven
with Convection & Roteisserie (manual),
Drop down with front black stainless steel finish
Energy Class A, Oven Capacity 82 L,
Mechanical Rotary Control Knobs
8 cooking functions, Easy to clean Enamel Interior Cavity
Product Dimension cm : (WxDxH) 59.5 x 54.7 x 59.6
Carcase Dimension cm : (WxDxH) 56 x 57 x 59

TOUCH CONTROL

EPBI 1161 MTC BK



60 cm Multifunction Built in Electric Oven with
Convection & Roteisserie,
Energy Class A
Oven Capacity 80 L
12 cooking functions
Capacitive touch control with LED display
Easy to clean Enamel Interior Cavity
Product Dimension cm : (WxDxH) 59.5 x 57.5 x 59.5
Carcase size cm : (WxDxH) 56 x 57 x 59

EPBI INOX NERO 1164 TOUCH



60 cm Multifunction Built in Electric Oven with Convection
& Roteisserie (manual), Energy Class A+
Oven Capacity 82 L
11 cooking Functions
Capacitive Touch Control with LED Display
Easy to Clean Enamel Interior Cavity
Product Dimension cm : (WxDxH) 59.5 X 56.5 X 59.5
Carcase Dimension cm : (WxDxH) 56 X 56 X 60

EPBI 1167 MTC BK



60 cm Multifunction Built in Electric Oven with Convection &
Manual Roteisserie, Drop down door with front black glass finish
Capacitive touch control with LED display, Energy Class A,
Oven Capacity 80 L, 11 cooking functions, Top cooling fan, Easy
to clean Enamel Interior Cavity, Default temperature &
adjustable up to 250° C, Halogen lamp,
Child lock function, Electronic clock timer with reminder
function, **Sabbath mode function**
Product dimensions cm : (WxDxH) 59.5 x 57.5 x 59.5
Carcase dimensions cm : (WxDxH) 56 x 57 x 59

DIGITALCONTROL

EPBI 1060 DMF



60 cm Multifunction Built in Electric Oven with Convection & Roteisserie, Energy Class A, Oven Capacity 80 L, 11 cooking functions, Electronic pop up rotary control with LED, display, Easy to clean Enamel Interior Cavity
Product Dimension cm : (WxDxH) 59.5 x 57.5 x 59.5
Carcase Dimension cm : (WxDxH) 56 x 57 x 59

EPBI 1064 DMF



60 cm Multifunction Built in Electric Oven with Convection & Roteisserie, Energy Class A, Oven Capacity 80 L, 11 cooking functions, Electronic pop up rotary control with LED display, Child lock function, Easy to clean Enamel Interior Cavity
Product Dimension cm : (WxDxH) 59.5 x 57.5 x 59.5
Carcase Dimension cm : (WxDxH) 56 x 57 x 59

EPBI 1063



60 cm Multifunction Built in Electric Oven with Convection & Roteisserie, Energy Class A, Oven Capacity 80 L, 11 cooking functions, Electronic pop up rotary control with LED display, Easy to clean Enamel Interior Cavity
Product Dimension cm : (WxDxH) 59.5 x 57.5 x 59.5
Carcase Dimension cm : (WxDxH) 56 x 57 x 59

EPBI 1062 TRIM DMF



60 cm Multifunction Built in Electric Oven with Convection & Roteisserie, Energy Class A, Oven Capacity 82 L, 10 cooking functions, Electronic pop up rotary control with LED display, Easy to clean Enamel Interior Cavity
Product Dimension cm : (WxDxH) 59.5 x 57.5 x 59.5
Carcase Dimension cm : (WxDxH) 56 x 57 x 59

COMBO OVEN + STEAM

EPBI COMBO STEAM OVEN 390



60 cm Multifunction Built in Oven with Steam Energy Efficiency Class - A, Oven Capacity 39 L, Fan Grill, Steam function, Convection, Grill, Child Lock function, Defrost, 1 L Water Tank, Convection Plus Steam, 48 Auto menu, Electronic Clock, Combine Cooking Type, Cooking End Signal, Overheat Protection, Short-Circuit Protection
Product Dimension cm : (WxDxH) 59.5 x 52.5 x 45.4
Carcase Dimension cm : (WxDxH) 56 x 55 x 45

BUILT-IN MICROWAVE OVENS


MICROWAVE + GRILL

EPBI MW 220



Built In Microwave with Grill Electronic control with LED display, Oven Capacity 22 L, 8 Auto cooking programs, 5 Microwave Power Levels, 24.5 cm glass turntable, Child Lock function
Product Dimensions cm : (WxDxH) 59.4 x 34.35 x 38.8
Carcase Dimensions cm : (WxDxH) 56.4 x 35 x 38

EPBI MWO G25



Built-in Microwave with Grill Electronic Control with LED Display, Oven Capacity : 25 L, Kitchen Timer, 8 Auto cooking programs, Multistage Cooking, Clock, 31.5 cm Glass Turn Table with Grill Rack, Child Safety Lock, Defrost by Weight/TiAdd 30 Sec., Cooking End Signal,
Product Dimensions cm : (WxDxH) 59.5 x 40 x 38.8
Cutout Dimensions cm : (WxDxH) 56.4 x 50 x 38

EPBI MWO G28 TOUCH



Built In Microwave with Grill Capacitive touch control with LED display, Oven Capacity 28 L, 8 Auto cooking programs, 5 Microwave Power Levels, Child Lock function, 31.5 cm glass turntable,
Product Dimensions cm : (WxDxH) 59.5 x 40.1 x 38.8
Carcase Dimensions cm : (WxDxH) 56.4 x 50 x 38

EPBI MWO G25 INOX NERO



Built In Microwave with Grill, Capacitive touch control with LED display, Oven Capacity 25 L, Touch to Open 8 Auto cooking programs, 5 Microwave Power Levels, 24.5 cm glass turntable, Child Lock function
Product Dimensions cm : (WxDxH) 59.5 x 40.1 x 38.8
Carcase Dimensions cm : (WxDxH) 56.4 x 50 x 38

EPBI MWO GL 220



Built In Microwave with Grill Touch control with LED display Oven Capacity 22 L, Timer, Multistage Cooking, Defrost, Add 30 Sec Cooking End Signal, Child Lock function
Product Dimensions cm : (WxDxH) 59.5 x 40.1 x 38.8
Carcase Dimensions cm : (WxDxH) 56.4 x 50 x 38

EPBI MWO 360 DD



Built In Microwave with Drop Down Door Microwave + Grill, Touch control with LED display, oven capacity: 36 L Full stainless steel cavity, **8 Auto cooking programs**, Speed cooking, 5 Microwave Power Levels, Combination Cooking, Glass turntable, Timer, Multistage cooking, Defrost by time & weight, Child Lock function
Product Dimensions cm : (WxDxH) 59.5 x 45.6 x 38.2
Carcase Dimensions cm : (WxDxH) 56 x 55 x 38

MICROWAVE + GRILL + CONVECTION

EPBI MW 250



Built In Microwave with Grill and convection, Energy Efficiency class - A, Oven Capacity 25 L, Electronic control with LED display
10 Auto cooking programs, 5 Microwave Power Levels
31.5 cm glass turntable, Child Lock function
Product Dimensions cm : (WxDxH) 59.4 x 47 x 38.8
Carcase Dimensions cm : (WxDxH) 56.4 x 55 x 38

EPBI MW 340



Built In Microwave with Grill and convection, Energy Efficiency class - A, Oven Capacity 34 L, Electronic control with LED display
10 Auto cooking programs, 5 Microwave Power Levels
31.5 cm glass turntable, Child Lock function
Product Dimensions cm : (WxDxH) 59.5 x 46.75 x 38.8
Carcase Dimensions cm : (WxDxH) 55 x 55 x 38

EPBI MWO 280 TOUCH BK/WHITE



Built In Microwave with Grill and convection, Energy Efficiency class - A, Oven Capacity 28 L, Capacitive touch control with LED display,
10 Auto cooking programs, 5 Microwave Power Levels
31.5 cm glass turntable, Child Lock function
Product Dimensions cm : (WxDxH) 59.5 x 47 x 38.8
Carcase Dimensions cm : (WxDxH) 56.4 x 55 x 38

COMBO OVEN + MICROWAVE



EPBI COMBO OVEN 50L




60 cms Multifunction Built in Electric Combination Oven, Energy Efficiency class - A, Oven Capacity 50 L, Child Lock function, 13 Auto preset programs, Two rotary pop-up knobs with 4 soft touch electronic controls with LED display; Grill combi with convection, 5 Microwave Power Levels, 36 cm glass turntable, Easy to clean internal SS cavity
Product Dimension cm : (WxDxH) 59.5 x 57 x 45.5
Carcase Dimension cm : (WxDxH) 56.5 x 56 x 45.5

EPBI COMBO OVEN TRIM 44L



60 cms Multifunction Built in Electric Combination Oven, Energy Efficiency class - A, Oven Capacity 44 L, Electronic pop up rotary control with LED display, 3D cooking function, 13 Auto preset programs, 5 Microwave Power Levels, Child Lock function
36 cm glass turntable, Easy to clean internal SS cavity
Product Dimension cm : (WxDxH) 59.5 x 57 x 45.5
Carcase Dimension cm : (WxDxH) 56.5 x 56 x 45.5

COMBI PAIRS OF OVEN & MWO



EPBI MWO 360 DD
+
EPBI 1167 MTC BK

EPBI MWO G25 INOX NERO
+
EPBI 1164 MTC INOX NERO

EPBI MWO G28 TOUCH
+
EPBI 861 MMF/EPBI 961 MMF

EPBI MWO 280 TOUCH BK
+
EPBI 1161 BK

EPBI MW G25
+
EPBI 1063

EPBI COMBO OVEN TRIM 44 L
+
EPBI 1062 TRIM DMF

WARMER DRAWER



EPBI WD 22L VETRO BK



Food Warming and Defrosting, 5 Temperature Setting Level, Load Bearing - 25kg Max, Interior Volume - 22 L, 14 cm high Warming Drawer
Capacitive Touch Control, Cavity - Stainless Steel, Temperature Range - 40-80° C
Product Size cm (W x D x H) - 59.5 x 54.1 x 14.1
Carcase Size cm (W x D x H) - 56 x 56 x 14.6

WINE COOLERS



WINE COOLER - EWC 92S



Built-in Wine Cooler, Energy Efficiency class - A
Voltage / Frequency - 220-240V / 50Hz
U V protected reversible glass door
Capacitive touch control blue colour LED display.
Storage bottles (750 ml) -36N
Dual Zone with individual adjustment
Temperature Range upper/lower zone - 5-22 C
Temperature display, Type of Refrigerant - R600a/25g
Noise level - 41 dBA, Frost free, Wooden Shelf - 3
Gross weight (kg) - 37.30, Net Weight (kg) - 33.2
Dimension cm (w x d x h) -59 x 56.3 x 59.5
Carcase Dimension cm (w x d x h) -56.8 x 56 x 59
Energy consumption per year (kW) - 140

WINE COOLER - EWC 145 S



Free Standing Wine Cooler, Energy Efficiency class - A
Voltage / Frequency - 220-240V / 50Hz
U V protected reversible glass door
Capacitive touch control blue colour LED display.
Storage bottles (750 ml) -46N
Dual Zone with individual adjustment
Temperature Range upper/lower zone - 5-22 C
Temperature display, Type of Refrigerant - R600a/35g
Noise level - 43 dBA, Frost free, Wooden Shelf - 5
Gross weight (kg) - 55.89, Net Weight (kg) - 43.9
Dimension cm (w x d x h) - 59.5 x 57 x 82
Carcase Dimension cm (w x d x h) - 60 x 57.5 x 82.5
Energy consumption per year (kW) - 146

BARBEQUE & FRYER



BARBEQUE NC30 INOX



Supply Voltage - 220-240 V - 50/60 Hz
Installed Electric Power - 2.5 KW
Removable Enamel Grid, Lava Stone
Product Size cm (WxDxH) 28.8 x 50 x 5
Cutting Size cm (WxDxh) 26.3 x 47.5 x 6

FRYER NC30 INOX



Supply Voltage - 220-240 V - 50/60 Hz
Installed Electric Power - 1.6 KW
A stainless steel basin with handles for easy lifting and cleaning, A chromium steel wire basket with folding handles, A protecting lid
Product Size cm (WxDxH) 28.8 x 50 x 12
Cutting Size cm (WxDxh) 26.3 x 47.5 x 16

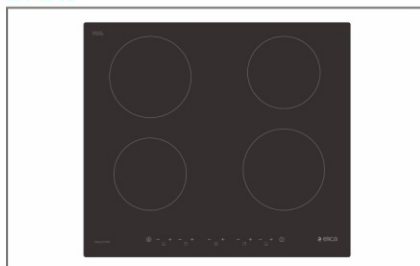
INDUCTION HOB

EIH 2Z 30



2 Cooking Zones
Supply Voltage - 220-240 V
Installed Electric Power- 3500 W
Touch Controls, Timer Control, Child Lock
9 Stage Power Setting
Pan Sensor,
Residual Heat Indicators
Automatic Safety Switch off
Product Size cm (WxDxh) 28.8 x 52 x 5.6
Cutting Size cm (WxDxh) 26.8 x 50 x 6

EIH 4Z 60



4 Cooking Zones
Supply Voltage - 220-240 V, Touch Controls,
Installed Electric Power - 6400 - 7200 W,
Pan Sensor, Timer Control, Child Lock,
9 Stage Power Setting,
Automatic Safety Switch off
Residual Heat Indicators
Product Size cm (WxDxH) 59 x 52 x 6
Cutting Size cm (WxDxH) 56 x 49 x 6.5



WITH NO OPEN FLAMES,
YOUR KITCHEN IS CLOSED TO RIS

There are no open flames and the hob heats up only when there's a vessel kept on the glass surface. When the pot is placed on the induction zone, this magnetic field transfers heat directly to the cooking pan, and only the pot gets heated. If there's no contact with a pot, the heating stops automatically.

COOKING RANGES



F 9502 XGRH



Free standing cooking range, 2 triple ring, one rapid, One semi rapid & one auxiliary burner, Oven capacity 110 L Control with safety device Oven and grill with thermostatic valve, Timer, oven lamp, Rotessrie to heat the food uniformly From all sides, cast iron grids, Top hob & front with 304 Stainless steel, Full auto ignition, Accessories: Wire rack, wok grill & enamelled tray Product Size cm (WXDXH) : 90 x 61 x 85.5

F 3402 WGVH SS



Free standing cooking range One rapid, two semi rapid & one auxiliary burner, Single pcs gas oven cavity for better performance, Oven capacity 52 L, Oven and grill with thermostatic valve control with safety device, Timer, oven lamp, Enamelled grids, Top hob and front with 304 stainless steel, Push button auto ignition Accessories: oven wire grid & enamelled tray Product Size cm (WXDXH) : 50 x 55 x 85.5

F 3402 NGRB BK



Free standing cooking range One rapid, two semi rapid & one auxiliary burner, Single pcs gas oven cavity for better performance, Oven capacity 52 L, Oven and grill with thermostatic valve control with safety device, Enamelled grids, Top hob and front with 304 stainless steel Accessories: oven wire grid & enamelled tray Product Size cm (WXDXH) : 50 x 55 x 85.5

F 6402 ZGRH



Free standing cooking range, 1 triple ring, two semi rapid & One auxiliary burner, Single pcs oven cavity for better performance, Oven capacity 54 L, Oven and grill with thermostatic valve control with safety device, Rotessrie to heat the food uniformly from all sides, Timer, oven lamp, Enamelled grids, Top hob and front with 304 stainless steel, Push button auto ignition Accessories: wire rack, wok grill & enamelled tray Product Size cm (WXDXH) : 60 x 63 x 85.5

DISHWASHERS



WQP 12 - 7605V SS



60 cm Free Standing Dishwasher Soft Touch Electronic Control, 2 LED displays (top for operating & front LED display for monitoring wash cycle) 5, Wash Programmes, 12 Plate Settings, Half Load, Hidden Heating Element, Pocket Handle Product Dimensions cm (WxDxH) 59.8 x 60 x 84.5

WQP 12 - 7735 HR



60 cm Semi Built In Dishwasher Soft Touch LED Control, 3 Layer Cutlery Drawer, Half Load, Pocket Handle, 14 Plate Settings, 6 Wash Programmes, Delay Timer : 3/6/9/12 Hours, Hidden Heating Element Product Dimensions cm (WxDxH) 59.8 x 57 x 81.5 Carcase Dimensions cm (WxDxH) 60 x 58 x 82

WQP 12 - 7711



60 cm Built In Dishwasher Soft Touch Electronic Control, 6 Wash Programmes, 12 Plate Settings, Delay Timer : 3/6/9 HOURS, Half Load, Hidden Heating Element Product Dimensions cm (WxDxH) 59.8 x 55 x 81.5 Carcase Dimensions cm (WxDxH) 60 x 58 x 82

WQP 12 - 7713 M



60 cm Built In Dishwasher Soft Touch LED Control with LED Display, 14 Plate Settings 8 Wash Programmes, 3 Layer Cutlery Drawer, 24 hrs Delay start, Half Load, Hidden, Heating Element Product Dimensions cm (WxDxH) 59.8 x 60 x 81.5 Carcase Dimensions cm (WxDxH) 60 x 55 x 81.5

COOKTOPS

TOP KNOB SERIES



773 CT VETRO (TKN CROWN DT SERIES)




Top knob Glass Cooktop - 3 Burner 75 cm
 Forged Brass Burner, Ultra Slim Frame
 Burners - 1 Jumbo, 1 Medium, 1 Small
 Crown Shape Euro Coated Pan Support
 Round Metallic Knob, European Gas Valves
 Dual Tone Toughened Glass
 Product Size cm (WxDxH) 75 x 45.5 x 10.6

694 CT VETRO 2J (TKN CROWN DT SERIES)



Top knob Glass Cooktop - 4 Burner 70 cm
 Forged Brass Burner, Ultra Slim Frame
 Burners - 2 Jumbo, 1 Medium, 1 Small
 Crown Shape Euro Coated Pan Support
 Round Metallic Knob, European Gas Valves
 Dual Tone Toughened Glass
 Product Size cm (WxDxH) 70 x 56 x 10.6

904 CT VETRO 2J (TKN CROWN DT SERIES)



Top knob Glass Cooktop- 4 Burner 88 cm
 Forged Brass Burner, Ultra Slim Frame
 Burners - 2 Jumbo, 1 Medium, 1 Small
 Crown Shape Euro Coated Pan Support
 Round Metallic Knob, European Gas Valves
 Dual Tone Toughened Glass
 Product Size cm (WxDxH) 88 x 52.5 x 10.6



FORGED BRASS BURNER



DUAL TONE TOUGHENED GLASS



CROWN SHAPE PAN SUPPORT



ROUND METALLIC KNOBS



DOUBLE DRIP TRAY

Above cooktops are also available with Auto-Ignition (Battery Operated)

SLIMLINE SPF SERIES



773 CT VETRO (SLIMLINE SPF)



Slim Line SPF Glass Cooktop, 3 Burners 77 cm
 Heavy Duty Forged Brass Burners
 Burners: 1 Jumbo, 1 Medium, 1 Small
 Black Toughened Glass, Ultra Slim Frame
 Grids: Square Eurocoated
 Product Size cm (WxDxH) 77 x 47 x 10.6

694 CT VETRO (SLIMLINE SPF)



Slim Line SPF Glass Cooktop, 4 Burners 69 cm
 Heavy Duty Forged Brass Burners
 Burners: 2 Jumbo, 1 Medium, 1 Small
 Black Toughened Glass, Ultra Slim Frame,
 Grids: Square Eurocoated
 Product Size cm (WxDxH) 69 x 55 x 10.6



ULTRA SLIM FRAME

SLIMLINE SPF SERIES FRAME




FORGED BRASS BURNER

COOKTOPS

PATIO SPF SERIES

PATIO ICT 773 BLK (SPF SERIES)



Glass Cooktop with Jumbo Burner, 3 Burners 77 cm
Heavy Duty Forged Brass Burners
Burners: 1 Jumbo, 1 Medium, 1 Small
Black Toughened Glass, Ultra Slim Frame, Grids: Square,
Product Size cm (WxDxH) 77 x 47 x 11.9

PATIO ICT 469 BLK S (SPF SERIES)



Glass Cooktop with Jumbo Burner, 4 Burners 69 cm
Heavy Duty Forged Brass Burners
Burners: 2 Jumbo, 1 Medium, 1 Small
Black Toughened Glass, Ultra Slim Frame, Grids: Square
Product Size cm (WxDxH) 69 x 57 x 11.9



FORGED BRASS BURNER

Above cooktops are also available with Auto-Ignition (Battery Operated)

DT (DOUBLE DRIP TRAY) SERIES

773 CT VETRO (DT SERIES)



DT Glass Cooktop 3 Burners 77 cm
Burners - 1 Jumbo 1 Medium, 1 Small
Grids - Round Eurocoated
Product Size cm (WxDxH) 77 x 47 x 13.4

694 CT VETRO (DT SERIES)



DT Glass Glass Cooktop 4 Burners 69 cm
Burners - 1 Jumbo 1 Medium, 2 Small
Grids - Round Eurocoated
Product Size cm (WxDxH) 69 x 57 x 13.4

594 CT VETRO 1J (DT SERIES)



DT Glass Glass Cooktop 4 Burners 59 cm
Burners - 1 Jumbo 1 Medium, 2 Small
Grids - Round Eurocoated
Product Size cm (WxDxH) 58.5 x 50 x 13.4

774 CT VETRO BK 2J (DT SERIES)



Glass Glass Cooktop 4 Burners 77 cm with
Low Depth & Double Drip Tray
Burners - 2 Jumbo 1 Medium, 1 Small
Grids - Round Eurocoated
Product Size cm (WxDxH) 77 x 45 x 13.4

PATIO ICT 469 BLK S (DT SERIES)



DT Glass Glass Cooktop,
4 Burners 60 cm
Burners - 1 Large, 1 Medium, 2 Small
Grids - Round Eurocoated
Product Size cm (WxDxH) 69 x 57 x 13.4


DOUBLE DRIP TRAY ASSEMBLY



Above DT Series cooktops are also available with Auto-Ignition (Battery Operated)



CREST SERIES



CREST 266 NERO



Forged Brass Burners Glass Cooktop - 2 Burner 60 cm
 Burners - 1 Medium, 1 Small
Euro Coated Crown Design Pan Support,
 Toughened Glass, Designer Metal Knobs
Black finish Drip Tray
 Product Size cm (WxDxH) - 66 x 34 x 13.6

CREST 370 J NERO



Forged Brass Burners Glass Cooktop - 3 Burner 70 cm
 Burners - 1 Jumbo, 1 Medium, 1 Small
Euro Coated Crown Design Pan Support,
 Toughened Glass, Designer Metal Knobs
Black finish Drip Tray
 Product Size cm (WxDxH) 70 x 41 x 13.6

CREST 460 J NERO



Forged Brass Burners Glass Cooktop - 4 Burner 60 cm
 Burners - 1 Jumbo, 1 Medium, 2 Small
Euro Coated Crown Design Pan Support,
 Toughened Glass, Designer Metal Knobs
Black finish Drip Tray
 Product Size cm (WxDxH) 59 x 56 x 13.6

VETRO SERIES

662 CT VETRO



Glass Cooktop , 2 Burners 66 cm
 Burners - 1 Medium, 1 Small
 Grids - Round Eurocoated
 Product Size cm (WxDxH) 66 x 34 x 13.2

703 CT VETRO BK/SS



Glass Cooktop, 3 Burners 70 cm
 Burners - 2 Medium, 1 Small
 Grids - Round Eurocoated
 Product Size cm (WxDxH) 70 x 41 x 13.2

594 CT VETRO BK



Glass Cooktop, 4 Burners 60 cm
 Burners - 2 Medium, 2 Small
 Grids - Round Eurocoated
 Product Size cm (WxDxH) 58.5 x 56 x 13.2

INOX (STAINLESS STEEL) SERIES

INOX 753 SS



Stainless Steel Cooktop, 3 Burners 75 cm
 Burners - 1 Large, 1 Medium, 1 Small
 Grids - Round Eurocoated
 Product Size cm (WxDxH) 73 x 45 x 13.5

INOX 604 SS



Stainless Steel Cooktop, 4 Burners 60 cm
 Burners - 2 Medium, 2 Small
 Grids - Round Eurocoated
 Product Size cm (WxDxH) 59 x 50 x 13.5
 Also available with Jumbo Burner

INOX 713 SB



Stainless Steel Cooktop
 3 Burners 70 cm
 Burners - 1 Large, 1 Medium, 1 Small
 Grids - Round Power Coated
 Product Size cm (WxDxH) 70 x 41.5 x 13.5

